

Suzuki 4 Hour - Taupo

Suzuki 4 Hour - Taupo

Waimahia Forest, SH5 25.000 Km

Suzuki 4 Hour

22/08/2009 11:00 a.m.

Race started at 10:59:54

Lap	Lap Tm	Diff	Time of Day
(49) Rhys Carter Nick Saunders			
1	28:25.836	+42.510	11:29:50.920
2	28:13.027	+29.701	11:58:03.947
3	27:56.662	+13.336	12:26:00.609
4	27:43.326		12:53:43.935
5	29:47.176	+2:03.850	13:23:31.111
6	29:19.894	+1:36.568	13:52:51.005
7	28:42.825	+59.499	14:21:33.830
8	29:03.397	+1:20.071	14:50:37.227
9	29:12.701	+1:29.375	15:19:49.928

Lap	Lap Tm	Diff	Time of Day
(350) Sam Greenslade			
1	26:40.155		11:27:48.706
2	26:50.628	+10.473	11:54:39.334
3	28:14.629	+1:34.474	12:22:53.963
4	28:22.839	+1:42.684	12:51:16.802
5	29:12.886	+2:32.731	13:20:29.688
6	28:31.669	+1:51.514	13:49:01.357
7	30:14.751	+3:34.596	14:19:16.108
8	31:08.718	+4:28.563	14:50:24.826
9	29:49.435	+3:09.280	15:20:14.261

Lap	Lap Tm	Diff	Time of Day
(75) Jason Davis Karl Power			
1	27:58.159		11:29:15.310
2	28:01.375	+3.216	11:57:16.685
3	28:14.550	+16.391	12:25:31.235
4	29:10.847	+1:12.688	12:54:42.082
5	28:46.544	+48.385	13:23:28.626
6	29:09.490	+1:11.331	13:52:38.116
7	29:11.777	+1:13.618	14:21:49.893
8	29:13.957	+1:15.798	14:51:03.850
9	29:46.331	+1:48.172	15:20:50.181

Lap	Lap Tm	Diff	Time of Day
(207) Rory Mead			
1	28:10.581	+20.644	11:29:22.127
2	27:49.937		11:57:12.064
3	28:40.214	+50.277	12:25:52.278
4	27:58.660	+8.723	12:53:50.938
5	29:47.337	+1:57.400	13:23:38.275
6	29:33.043	+1:43.106	13:53:11.318
7	31:53.079	+4:03.142	14:25:04.397
8	32:52.912	+5:02.975	14:57:57.309
9	32:59.053	+5:09.116	15:30:56.362

Lap	Lap Tm	Diff	Time of Day
(271) Adrian Smith			
1	28:41.890	+15.795	11:29:55.795
2	31:24.839	+2:58.744	12:01:20.634
3	28:26.095		12:29:46.729
4	29:41.178	+1:15.083	12:59:27.907
5	29:07.013	+40.918	13:28:34.920
6	29:56.268	+1:30.173	13:58:31.188
7	29:33.127	+1:07.032	14:28:04.315
8	31:48.411	+3:22.316	14:59:52.726

Lap	Lap Tm	Diff	Time of Day
(118) Mike Gibbons Paul McDowell			
1	28:02.689		11:29:13.033
2	29:07.598	+1:04.909	11:58:20.631
3	29:16.524	+1:13.835	12:27:37.155
4	30:13.754	+2:11.065	12:57:50.909
5	30:11.582	+2:08.893	13:28:02.491
6	30:33.602	+2:30.913	13:58:36.093
7	30:14.529	+2:11.840	14:28:50.622
8	31:03.603	+3:00.914	14:59:54.225

Lap	Lap Tm	Diff	Time of Day
(23) Scott Brich John Sharland			

Lap	Lap Tm	Diff	Time of Day
1	28:06.042		11:29:22.746
2	28:50.417	+44.375	11:58:13.163
3	29:45.783	+1:39.741	12:27:58.946
4	29:46.327	+1:40.285	12:57:45.273
5	30:20.867	+2:14.825	13:28:06.140
6	30:10.825	+2:04.783	13:58:16.965
7	30:59.990	+2:53.948	14:29:16.955
8	31:13.391	+3:07.349	15:00:30.346

Lap	Lap Tm	Diff	Time of Day
(156) Heath Howlett Chris Power			
1	28:20.929		11:30:17.832
2	28:26.167	+5.238	11:58:43.999
3	30:42.782	+2:21.853	12:29:26.871
4	30:59.818	+2:38.889	13:00:26.599
5	29:25.917	+1:04.988	13:29:52.516
6	28:46.298	+25.369	13:58:38.814
7	31:25.335	+3:04.406	14:30:04.149
8	31:10.873	+2:49.944	15:01:15.022

Lap	Lap Tm	Diff	Time of Day
(40) Craig Brown Mark Whyte			
1	28:15.676		11:29:28.693
2	28:58.636	+42.960	11:58:27.329
3	30:25.147	+2:09.471	12:28:52.476
4	29:33.840	+1:18.164	12:58:26.316
5	30:53.585	+2:37.909	13:29:19.901
6	31:44.535	+3:28.859	14:01:04.436
7	30:51.986	+2:36.310	14:31:56.422
8	30:11.140	+1:55.464	15:02:07.562

Lap	Lap Tm	Diff	Time of Day
(234) Mark Penny Ilana Wilks			
1	27:49.287		11:29:05.591
2	28:01.770	+12.483	11:57:07.361
3	33:51.340	+6:02.053	12:30:58.701
4	28:57.628	+1:08.341	12:59:56.329
5	28:50.500	+1:01.213	13:28:46.829
6	34:53.101	+7:03.814	14:03:39.930
7	30:00.152	+2:10.865	14:33:40.082
8	29:26.582	+1:37.295	15:03:06.664

Lap	Lap Tm	Diff	Time of Day
(215) Scotty Moir John Penny			
1	28:34.163		11:30:12.127
2	28:46.194	+12.031	11:58:58.321
3	31:25.971	+2:51.808	12:30:24.292
4	29:14.430	+40.267	12:59:38.722
5	29:00.278	+26.115	13:28:39.000
6	31:35.965	+3:01.802	14:00:14.965
7	30:54.677	+2:20.514	14:31:09.642
8	32:43.274	+4:09.111	15:03:52.916

Lap	Lap Tm	Diff	Time of Day
(189) Tom Managh Kieran Scheele			
1	30:18.281	+43.373	11:32:01.537
2	30:01.149	+26.241	12:02:02.686
3	30:29.372	+54.464	12:32:32.058
4	29:34.908		13:02:06.966
5	30:52.565	+1:17.657	13:32:59.531
6	30:22.917	+48.009	14:03:22.448
7	31:08.943	+1:34.035	14:34:31.391
8	30:29.602	+54.694	15:05:00.993

Lap	Lap Tm	Diff	Time of Day
(269) Phil Singleton			
1	29:08.637	+16.697	11:30:24.527
2	28:51.940		11:59:16.467
3	30:32.166	+1:40.226	12:29:48.633
4	29:35.931	+43.991	12:59:24.564
5	31:27.652	+2:35.712	13:30:52.216
6	30:35.769	+1:43.829	14:01:27.985

Lap	Lap Tm	Diff	Time of Day
7	32:55.881	+4:03.941	14:34:23.866
8	31:35.763	+2:43.823	15:05:59.629

Lap	Lap Tm	Diff	Time of Day
(21) Chris Andrews Cullum Birch			
1	29:26.836		11:30:54.367
2	29:44.536	+17.700	12:00:38.903
3	30:35.947	+1:09.111	12:31:14.850
4	29:54.396	+27.560	13:01:09.246
5	31:03.020	+1:36.184	13:32:12.266
6	31:06.955	+1:40.119	14:03:19.221
7	31:56.261	+2:29.425	14:35:15.482
8	31:54.914	+2:28.078	15:07:10.396

Lap	Lap Tm	Diff	Time of Day
(295) Reuben Vermeer			
1	29:25.428		11:30:50.715
2	29:40.024	+14.596	12:00:30.739
3	30:44.829	+1:19.401	12:31:15.568
4	30:09.332	+43.904	13:01:24.900
5	31:25.617	+2:00.189	13:32:50.517
6	30:44.172	+1:18.744	14:03:34.689
7	32:32.973	+3:07.545	14:36:07.662
8	32:06.829	+2:41.401	15:08:14.491

Lap	Lap Tm	Diff	Time of Day
(316) Brendan White Roydon White			
1	1:01:12.662	-2:59:42.113	12:02:41.440
2	32:02.356	-3:28:52.419	12:34:43.796
3	31:50.003	-3:29:04.772	13:06:33.799
4	31:24.342	-3:29:30.433	13:37:58.141
5	31:08.972	-3:29:45.803	14:09:07.113
6	31:06.333	-3:29:48.442	14:40:13.446
7	29:06.034	-3:31:48.741	15:09:19.480

Lap	Lap Tm	Diff	Time of Day
(227) Greg Ngeru			
1	28:02.676		11:29:14.431
2	29:33.618	+1:30.942	11:58:48.049
3	30:15.734	+2:13.058	12:29:03.783
4	32:03.133	+4:00.457	13:01:06.916
5	31:04.557	+3:01.881	13:32:11.473
6	31:24.962	+3:22.286	14:03:36.435
7	33:18.118	+5:15.442	14:36:54.553
8	32:59.214	+4:56.538	15:09:53.767

Lap	Lap Tm	Diff	Time of Day
(90) Rob Dunn Conrad Edwards			
1	29:28.268		11:30:52.242
2	30:39.638	+1:11.370	12:01:31.880
3	30:00.755	+32.487	12:31:32.635
4	31:43.904	+2:15.636	13:03:16.539
5	30:58.461	+1:30.193	13:34:15.000
6	32:06.418	+2:38.150	14:06:21.418
7	31:19.749	+1:51.481	14:37:41.167
8	32:22.669	+2:54.401	15:10:03.836

Lap	Lap Tm	Diff	Time of Day
(24) Steven Bird			
1	29:21.933		11:30:41.571
2	29:29.046	+7.113	12:00:10.617
3	30:33.500	+1:11.567	12:30:44.117
4	29:59.657	+37.724	13:00:43.774
5	32:12.809	+2:50.876	13:32:56.583
6	31:43.661	+2:21.728	14:04:40.244
7	33:38.338	+4:16.405	14:38:18.582
8	32:44.984	+3:23.051	15:11:03.566

Lap	Lap Tm	Diff	Time of Day
(282) James Taylor Caleb Van Dragt			
1	29:22.823		11:30:58.248
2	29:44.604	+21.781	12:00:42.852
3	32:30.356	+3:07.533	12:33:13.2

Suzuki 4 Hour - Taupo


Suzuki 4 Hour - Taupo

Waimahia Forest, SH5 25.000 Km

Suzuki 4 Hour

22/08/2009 11:00 a.m.

Race started at 10:59:54



Lap	Lap Tm	Diff	Time of Day
4	30:01.883	+39.060	13:03:15.091
5	32:25.312	+3:02.489	13:35:40.403
6	31:01.180	+1:38.357	14:06:41.583
7	32:38.231	+3:15.408	14:39:19.814
8	31:56.411	+2:33.588	15:11:16.225

(115) Mark Fuller Daniel Hoskins

1	31:14.548	+54.311	11:33:17.881
2	30:20.237		12:03:38.118
3	31:05.677	+45.440	12:34:43.795
4	30:44.386	+24.149	13:05:28.181
5	31:51.542	+1:31.305	13:37:19.723
6	31:16.211	+55.974	14:08:35.934
7	31:55.565	+1:35.328	14:40:31.499
8	31:48.684	+1:28.447	15:12:20.183

(179) Hugh Lintott

1	28:58.498		11:30:16.651
2	30:26.985	+1:28.487	12:00:43.636
3	30:30.399	+1:31.901	12:31:14.035
4	31:49.777	+2:51.279	13:03:03.812
5	31:25.317	+2:26.819	13:34:29.129
6	33:40.160	+4:41.662	14:08:09.289
7	32:23.641	+3:25.143	14:40:32.930
8	32:21.688	+3:23.190	15:12:54.618

(102) Bradley Feek Jonathan Martelli

1	29:39.283	+2.470	11:31:05.832
2	29:38.897	+2.084	12:00:44.729
3	34:26.044	+4:49.231	12:35:10.773
4	29:36.813		13:04:47.586
5	29:39.201	+2.388	13:34:26.787
6	35:37.319	+6:00.506	14:10:04.106
7	31:08.889	+1:32.076	14:41:12.995
8	31:46.282	+2:09.469	15:12:59.277

(222) Alain Mudgway Luke Temple

1	28:49.191	+17.734	11:30:15.160
2	28:31.457		11:58:46.617
3	33:56.946	+5:25.489	12:32:43.563
4	30:05.387	+1:33.930	13:02:48.950
5	30:03.490	+1:32.033	13:32:52.440
6	35:19.575	+6:48.118	14:08:12.015
7	35:16.347	+6:44.890	14:43:28.362
8	31:24.908	+2:53.451	15:14:53.270

(78) Mark De Lautour

1	29:18.561		11:30:32.932
2	30:06.826	+48.265	12:00:39.758
3	30:53.705	+1:35.144	12:31:33.463
4	31:20.208	+2:01.647	13:02:53.671
5	31:45.717	+2:27.156	13:34:39.388
6	35:38.150	+6:19.589	14:10:17.538
7	32:00.077	+2:41.516	14:42:17.615
8	33:13.249	+3:54.688	15:15:30.864

(192) Matt Mason Tim Mason

1	29:03.552		11:30:23.715
2	30:17.898	+1:14.346	12:00:41.613
3	34:12.273	+5:08.721	12:34:53.886
4	31:06.485	+2:02.933	13:06:00.371
5	33:03.177	+3:59.625	13:39:03.548
6	32:01.192	+2:57.640	14:11:04.740
7	33:03.529	+3:59.977	14:44:08.269
8	33:21.012	+4:17.460	15:17:29.281

Lap	Lap Tm	Diff	Time of Day
(329) Richard Ebbett Tim Woodward			
1	33:51.429	+5:15.116	11:35:22.252
2	30:49.123	+2:12.810	12:06:11.375
3	37:30.344	+8:54.031	12:43:41.719
4	30:25.576	+1:49.263	13:14:07.295
5	30:13.388	+1:37.075	13:44:20.683
6	28:36.313		14:12:56.996
7	32:25.059	+3:48.746	14:45:22.055
8	32:33.763	+3:57.450	15:17:55.818

(47) Boyd Carlson Michael Williamson

1	31:36.115	+19.178	11:33:13.821
2	31:16.937		12:04:30.758
3	31:47.276	+30.339	12:36:18.034
4	32:27.516	+1:10.579	13:08:45.550
5	32:19.355	+1:02.418	13:41:04.905
6	32:54.764	+1:37.827	14:13:59.669
7	33:19.537	+2:02.600	14:47:19.206
8	32:38.480	+1:21.543	15:19:57.686

(103) Mathew Ferguson Peter Muller

1	31:21.181	+53.828	11:33:01.243
2	30:27.353		12:03:28.596
3	32:51.807	+2:24.454	12:36:20.403
4	32:29.700	+2:02.347	13:08:50.103
5	31:54.185	+1:26.832	13:40:44.288
6	33:38.295	+3:10.942	14:14:22.583
7	33:06.112	+2:38.759	14:47:28.695
8	34:39.929	+4:12.576	15:22:08.624

(203) Tony McLaren Kane Stow

1	31:35.715		11:33:07.827
2	32:13.366	+37.651	12:05:21.193
3	32:36.383	+1:00.668	12:37:57.576
4	32:00.551	+24.836	13:09:58.127
5	33:04.364	+1:28.649	13:43:02.491
6	33:12.146	+1:36.431	14:16:14.637
7	33:03.620	+1:27.905	14:49:18.257
8	33:51.622	+2:15.907	15:23:09.879

(143) Barry Higginson David Silk

1	31:26.270		11:33:00.375
2	31:47.955	+21.685	12:04:48.330
3	33:21.395	+1:55.125	12:38:09.725
4	32:04.715	+38.445	13:10:14.440
5	33:31.499	+2:05.229	13:43:45.939
6	32:05.982	+39.712	14:15:51.921
7	34:10.343	+2:44.073	14:50:02.264
8	33:09.615	+1:43.345	15:23:11.879

(35) Michael Braithwaite Dean Wilson

1	29:39.725		11:31:06.892
2	30:00.215	+20.490	12:01:07.107
3	34:46.873	+5:07.148	12:35:53.980
4	33:44.828	+4:05.103	13:09:38.808
5	32:17.091	+2:37.366	13:41:55.899
6	31:50.127	+2:10.402	14:13:46.026
7	34:52.552	+5:12.827	14:48:38.578
8	35:17.138	+5:37.413	15:23:55.716

(245) Shaun Raven

1	31:02.574		11:32:50.869
2	35:21.484	+4:18.910	12:08:12.353
3	31:23.191	+20.617	12:39:35.544
4	32:31.112	+1:28.538	13:12:06.656
5	32:23.138	+1:20.564	13:44:29.794

Lap	Lap Tm	Diff	Time of Day
6	32:53.123	+1:50.549	14:17:22.917
7	34:00.038	+2:57.464	14:51:22.955
8	33:16.366	+2:13.792	15:24:39.321

(132) Joel Hansen

1	30:31.077		11:32:10.040
2	30:34.795	+3.718	12:02:44.835
3	33:39.019	+3:07.942	12:36:23.854
4	31:33.760	+1:02.683	13:07:57.614
5	32:54.607	+2:23.530	13:40:52.221
6	33:08.229	+2:37.152	14:14:00.450
7	36:25.407	+5:54.330	14:50:25.857
8	34:29.427	+3:58.350	15:24:55.284

(12) Nigel Derby Daniel Scrimgeour

1	30:25.474		11:31:57.152
2	30:25.629	+0.155	12:02:22.781
3	34:42.076	+4:16.602	12:37:04.857
4	34:10.825	+3:45.351	13:11:15.682
5	32:45.619	+2:20.145	13:44:01.301
6	31:49.141	+1:23.667	14:15:50.442
7	35:52.784	+5:27.310	14:51:43.226
8	33:24.905	+2:59.431	15:25:08.131

(283) Duncan McLaren Paul Trelour

1	31:51.170	+41.248	11:33:10.076
2	31:09.922		12:04:19.998
3	31:56.998	+47.076	12:36:16.996
4	33:10.886	+2:00.964	13:09:27.882
5	32:57.048	+1:47.126	13:42:24.930
6	36:41.403	+5:31.481	14:19:06.333
7	33:11.676	+2:01.754	14:52:18.009
8	32:53.519	+1:43.597	15:25:11.528

(9) David Ashton Darryl August

1	30:12.617		11:31:33.610
2	32:46.269	+2:33.652	12:04:19.879
3	31:36.620	+1:24.003	12:35:56.499
4	33:38.810	+3:26.193	13:09:35.309
5	32:39.346	+2:26.729	13:42:14.655
6	35:01.123	+4:48.506	14:17:15.778
7	33:25.884	+3:13.267	14:50:41.662
8	35:02.224	+4:49.607	15:25:43.886

(194) Steve O'Connor Mike Skinner

1	30:50.404		11:32:20.710
2	32:30.374	+1:39.970	12:04:51.084
3	34:00.417	+3:10.013	12:38:51.501
4	31:46.510	+56.106	13:10:38.011
5	32:48.523	+1:58.119	13:43:26.534
6	33:39.728	+2:49.324	14:17:06.262
7	35:10.214	+4:19.810	14:52:16.476
8	34:14.332	+3:23.928	15:26:30.808

(69) Sam Cummings Dean McCormack

1	31:37.307		11:33:05.425
2	31:43.348	+6.041	12:04:48.773
3	32:16.668	+39.361	12:37:05.441
4	32:35.401	+58.094	13:09:40.842
5	33:47.648	+2:10.341	13:43:28.490
6	34:05.955	+2:28.648	14:17:34.445
7	34:58.156	+3:20.849	14:52:32.601
8	34:04.589	+2:27.282	15:26:37.190

(255) Roger Russell John Sattrup

1	30:45.353		11:32:00.930
---	------------------	--	--------------

Suzuki 4 Hour - Taupo

Suzuki 4 Hour - Taupo

Waimahia Forest, SH5 25.000 Km

Suzuki 4 Hour

22/08/2009 11:00 a.m.

Race started at 10:59:54

Lap	Lap Tm	Diff	Time of Day
2	33:13.605	+2:28.252	12:05:14.535
3	32:52.946	+2:07.593	12:38:07.481
4	33:26.705	+2:41.352	13:11:34.186
5	33:05.323	+2:19.970	13:44:39.509
6	34:47.942	+4:02.589	14:19:27.451
7	33:43.592	+2:58.239	14:53:11.043
8	34:45.636	+4:00.283	15:27:56.679

(221) Ben Morrissey Grant Van der drift

Lap	Lap Tm	Diff	Time of Day
1	29:17.779		11:30:49.918
2	33:13.670	+3:55.891	12:04:03.588
3	31:34.645	+2:16.866	12:35:38.233
4	30:59.828	+1:42.049	13:06:38.061
5	39:07.897	+9:50.118	13:45:45.958
6	31:55.185	+2:37.406	14:17:41.143
7	31:26.942	+2:09.163	14:49:08.085
8	39:11.463	+9:53.684	15:28:19.548

(184) Roger Macdonald Norm Thomas

Lap	Lap Tm	Diff	Time of Day
1	32:08.950		11:33:52.453
2	32:51.237	+42.287	12:06:43.690
3	33:44.645	+1:35.695	12:40:28.335
4	32:45.817	+36.867	13:13:14.152
5	33:02.580	+53.630	13:46:16.732
6	34:14.060	+2:05.110	14:20:30.792
7	34:04.313	+1:55.363	14:54:35.105
8	33:49.313	+1:40.363	15:28:24.418

(181) Jonathon Llewellyn

Lap	Lap Tm	Diff	Time of Day
1	28:38.861		11:30:00.078
2	31:16.404	+2:37.543	12:01:16.482
3	31:48.412	+3:09.551	12:33:04.894
4	32:25.049	+3:46.188	13:05:29.943
5	33:35.275	+4:56.414	13:39:05.218
6	35:54.947	+7:16.086	14:15:00.165
7	33:48.607	+5:09.746	14:48:48.772
8	39:40.726	+11:01.865	15:28:29.498

(338) Brett Morrow Paul Owen

Lap	Lap Tm	Diff	Time of Day
1	32:15.406		11:33:48.259
2	34:32.649	+2:17.243	12:08:20.908
3	32:23.731	+8.325	12:40:44.639
4	33:14.000	+58.594	13:13:58.639
5	32:17.410	+2.004	13:46:16.049
6	33:58.902	+1:43.496	14:20:14.951
7	34:54.821	+2:39.415	14:55:09.772
8	35:18.482	+3:03.076	15:30:28.254

(104) Daniel Finau

Lap	Lap Tm	Diff	Time of Day
1	34:00.765	+1:41.223	11:36:28.341
2	32:21.012	+1.470	12:08:49.353
3	32:40.355	+20.813	12:41:29.708
4	32:19.542		13:13:49.250
5	34:10.293	+1:50.751	13:47:59.543
6	33:48.619	+1:29.077	14:21:48.162
7	34:20.953	+2:01.411	14:56:09.115
8	34:33.113	+2:13.571	15:30:42.228

(174) Simon Lansdaal Nathan Tesselaar

Lap	Lap Tm	Diff	Time of Day
1	33:12.904	+55.433	11:34:55.453
2	32:17.471		12:07:12.924
3	32:29.978	+12.507	12:39:42.902
4	32:28.286	+10.815	13:12:11.188
5	32:50.453	+32.982	13:45:01.641
6	35:41.267	+3:23.796	14:20:42.908
7	34:59.123	+2:41.652	14:55:42.031

Lap	Lap Tm	Diff	Time of Day
8	35:46.409	+3:28.938	15:31:28.440

(65) Mitchell Crawford Reece Sharland

Lap	Lap Tm	Diff	Time of Day
1	31:37.060	+12.785	11:33:12.157
2	31:24.275		12:04:36.432
3	33:22.031	+1:57.756	12:37:58.463
4	32:57.718	+1:33.443	13:10:56.181
5	32:42.084	+1:17.809	13:43:38.265
6	37:54.108	+6:29.833	14:21:32.373
7	34:44.485	+3:20.210	14:56:16.858
8	36:56.775	+5:32.500	15:33:13.633

(266) Dion Sheeley

Lap	Lap Tm	Diff	Time of Day
1	30:47.681		11:32:29.036
2	31:30.477	+42.796	12:03:59.513
3	34:28.453	+3:40.772	12:38:27.966
4	32:21.031	+1:33.350	13:10:48.997
5	34:20.344	+3:32.663	13:45:09.341
6	33:43.493	+2:55.812	14:18:52.834
7	36:28.320	+5:40.639	14:55:21.154
8	38:09.892	+7:22.211	15:33:31.046

(140) Luke Henry Rhys Henry

Lap	Lap Tm	Diff	Time of Day
1	31:07.887		11:32:37.076
2	31:28.551	+20.664	12:04:05.627
3	34:47.540	+3:39.653	12:38:53.167
4	34:40.639	+3:32.752	13:13:33.806
5	35:53.823	+4:45.936	13:49:27.629
6	34:53.126	+3:45.239	14:24:20.755
7	34:03.844	+2:55.957	14:58:24.599
8	35:08.006	+4:00.119	15:33:32.605

(77) Paul Davis Andrew Findlay

Lap	Lap Tm	Diff	Time of Day
1	32:23.888		11:34:03.522
2	33:32.979	+1:09.091	12:07:36.501
3	33:41.649	+1:17.761	12:41:18.150
4	33:59.838	+1:35.950	13:15:17.988
5	33:57.050	+1:33.162	13:49:15.038
6	34:45.552	+2:21.664	14:24:00.590
7	34:25.455	+2:01.567	14:58:26.045
8	35:36.296	+3:12.408	15:34:02.341

(11) Daulton Atterbury

Lap	Lap Tm	Diff	Time of Day
1	35:09.164	+2:31.037	11:37:16.819
2	32:56.354	+18.227	12:10:13.173
3	34:21.637	+1:43.510	12:44:34.810
4	32:38.127		13:17:12.937
5	34:01.122	+1:22.995	13:51:14.059
6	32:53.386	+15.259	14:24:07.445
7	34:16.536	+1:38.409	14:58:23.981
8	38:02.560	+5:24.433	15:36:26.541

(279) Dave Stuart Grant Totman

Lap	Lap Tm	Diff	Time of Day
1	32:32.619		11:34:24.601
2	33:21.481	+48.862	12:07:46.082
3	33:13.715	+41.096	12:40:59.797
4	34:24.581	+1:51.962	13:15:24.378
5	33:36.529	+1:03.910	13:49:00.907
6	34:57.266	+2:24.647	14:23:58.173
7	34:35.681	+2:03.062	14:58:33.854

(249) David Rhind

Lap	Lap Tm	Diff	Time of Day
1	30:13.793		11:31:55.779
2	31:24.305	+1:10.512	12:03:20.084
3	32:21.259	+2:07.466	12:35:41.343
4	34:27.469	+4:13.676	13:10:08.812

Lap	Lap Tm	Diff	Time of Day
5	34:35.522	+4:21.729	13:44:44.334
6	37:23.456	+7:09.663	14:22:07.790
7	36:33.315	+6:19.522	14:58:41.105

(7) Jason Avey

Lap	Lap Tm	Diff	Time of Day
1	31:36.959		11:33:10.688
2	32:37.875	+1:00.916	12:05:48.563
3	33:16.609	+1:39.650	12:39:05.172
4	34:01.238	+2:24.279	13:13:06.410
5	34:40.358	+3:03.399	13:47:46.768
6	35:04.705	+3:27.746	14:22:51.473
7	36:35.085	+4:58.126	14:59:26.558

(212) Galvin Milich Kieran Williams

Lap	Lap Tm	Diff	Time of Day
1	31:15.203		11:33:09.042
2	33:57.498	+2:42.295	12:07:06.540
3	32:17.371	+1:02.168	12:39:23.911
4	31:52.873	+37.670	13:11:16.784
5	34:49.441	+3:34.238	13:46:06.225
6	35:22.543	+4:07.340	14:21:28.768
7	38:51.400	+7:36.197	15:00:20.168

(294) Robert Vandenberg

Lap	Lap Tm	Diff	Time of Day
1	33:07.604	+31.982	11:35:08.664
2	32:35.622		12:07:44.286
3	34:13.638	+1:38.016	12:41:57.924
4	35:06.766	+2:31.144	13:17:04.690
5	33:46.394	+1:10.772	13:50:51.084
6	34:12.377	+1:36.755	14:25:03.461
7	35:18.661	+2:43.039	15:00:22.122

(135) Matt Harvey Stan Harvey

Lap	Lap Tm	Diff	Time of Day
1	32:25.727		11:34:12.220
2	33:47.124	+1:21.397	12:07:59.344
3	33:20.105	+54.378	12:41:19.449
4	34:14.616	+1:48.889	13:15:34.065
5	33:42.646	+1:16.919	13:49:16.711
6	35:20.227	+2:54.500	14:24:36.938
7	35:49.611	+3:23.884	15:00:26.549

(130) Brett Hancock Craig Robinson

Lap	Lap Tm	Diff	Time of Day
1	34:43.011	+1:31.073	11:36:20.524
2	33:44.928	+32.990	12:10:05.452
3	34:09.286	+57.348	12:44:14.738
4	33:55.680	+43.742	13:18:10.418
5	33:11.938		13:51:22.356
6	34:47.761	+1:35.823	14:26:10.117
7	35:12.815	+2:00.877	15:01:22.932

(18) Simon Begley Cameron Knight

Lap	Lap Tm	Diff	Time of Day
1	32:49.729	+3.604	11:35:03.342
2	34:15.913	+1:29.788	12:09:19.255
3	32:46.125		12:42:05.380
4	34:21.192	+1:35.067	13:16:26.572
5	34:26.571	+1:40.446	13:50:53.143
6	34:47.684	+2:01.559	14:25:40.827
7	36:21.792	+3:35.667	15:02:02.619

(177) Brett Leggett

Lap	Lap Tm	Diff	Time of Day
1	30:39.710		11:32:02.476
2	32:33.530	+1:53.820	12:04:36.006
3	34:27.370	+3:47.660	12:39:03.376
4	33:32.703	+2:52.993	13:12:36.079
5	34:05.087	+3:25.377	13:46:41.166
6	36:43.586	+6:03.876	14:23:24.752
7	39:22.068	+8:42.358	15:02:46.820

Suzuki 4 Hour - Taupo

Suzuki 4 Hour - Taupo

Waimahia Forest, SH5 25.000 Km

Suzuki 4 Hour

22/08/2009 11:00 a.m.

Race started at 10:59:54

Lap	Lap Tm	Diff	Time of Day
(150) Shane Holland Carl Kaverman			
1	31:28.232		11:33:04.926
2	35:42.642	+4:14.410	12:08:47.568
3	33:10.579	+1:42.347	12:41:58.147
4	34:28.798	+3:00.566	13:16:26.945
5	34:21.685	+2:53.453	13:50:48.630
6	35:17.797	+3:49.565	14:26:06.427
7	36:45.338	+5:17.106	15:02:51.765

Lap	Lap Tm	Diff	Time of Day
(87) Ray Drake Paul Wardlaw			
1	34:30.524	+2:36.358	11:36:41.725
2	32:56.878	+1:02.712	12:09:38.603
3	35:16.144	+3:21.978	12:44:54.747
4	31:54.166		13:16:48.913
5	36:04.574	+4:10.408	13:52:53.487
6	32:32.660	+38.494	14:25:26.147
7	37:35.344	+5:41.178	15:03:01.491

Lap	Lap Tm	Diff	Time of Day
(224) Dean Murphy			
1	35:12.921	+3:11.264	11:37:12.289
2	32:01.657		12:09:13.946
3	33:14.893	+1:13.236	12:42:28.839
4	33:17.737	+1:16.080	13:15:46.576
5	35:03.774	+3:02.117	13:50:50.350
6	36:30.467	+4:28.810	14:27:20.817
7	35:53.126	+3:51.469	15:03:13.943

Lap	Lap Tm	Diff	Time of Day
(145) Charlie Hill Craig Hill			
1	34:48.560	+1:58.724	11:36:58.948
2	33:46.498	+56.662	12:10:45.446
3	34:59.653	+2:09.817	12:45:45.099
4	33:30.141	+40.305	13:19:15.240
5	32:49.836		13:52:05.076
6	36:58.376	+4:08.540	14:29:03.452
7	34:39.568	+1:49.732	15:03:43.020

Lap	Lap Tm	Diff	Time of Day
(161) Murray Jensen			
1	34:18.838	+2:26.317	11:36:31.126
2	31:52.521		12:08:23.647
3	34:13.614	+2:21.093	12:42:37.261
4	32:37.890	+45.369	13:15:15.151
5	35:32.672	+3:40.151	13:50:47.823
6	35:03.118	+3:10.597	14:25:50.941
7	38:53.386	+7:00.865	15:04:44.327

Lap	Lap Tm	Diff	Time of Day
(169) Mitchell King			
1	33:03.938	+42.148	11:35:16.856
2	32:29.541	+7.751	12:07:46.397
3	32:21.790		12:40:08.187
4	34:55.244	+2:33.454	13:15:03.431
5	35:31.757	+3:09.967	13:50:35.188
6	37:36.331	+5:14.541	14:28:11.519
7	36:41.583	+4:19.793	15:04:53.102

Lap	Lap Tm	Diff	Time of Day
(297) Cam Walker Matt Walker			
1	35:18.416	+3:12.235	11:37:31.039
2	36:52.012	+4:45.831	12:14:23.051
3	33:33.494	+1:27.313	12:47:56.545
4	32:59.450	+53.269	13:20:55.995
5	35:37.324	+3:31.143	13:56:33.319
6	32:06.181		14:28:39.500
7	36:20.626	+4:14.445	15:05:00.126

Lap	Lap Tm	Diff	Time of Day
(342) Simon Mead Matthew Camwell			
1	32:22.897		11:34:20.126

Lap	Lap Tm	Diff	Time of Day
2	35:04.640	+2:41.743	12:09:24.766
3	35:02.484	+2:39.587	12:44:27.250
4	34:41.225	+2:18.328	13:19:08.475
5	35:05.147	+2:42.250	13:54:13.622
6	35:31.455	+3:08.558	14:29:45.077
7	36:46.971	+4:24.074	15:06:32.048

Lap	Lap Tm	Diff	Time of Day
(105) Lance Finau Jacob Heath			
1	35:08.618	+1:59.128	11:37:22.860
2	34:24.482	+1:14.992	12:11:47.342
3	39:15.366	+6:05.876	12:51:02.708
4	33:09.490		13:24:12.198
5	34:14.407	+1:04.917	13:58:26.605
6	34:07.951	+58.461	14:32:34.556
7	34:09.675	+1:00.185	15:06:44.231

Lap	Lap Tm	Diff	Time of Day
(211) Lance Mickleson			
1	32:41.225	+19.481	11:34:30.851
2	32:21.744		12:06:52.595
3	34:17.922	+1:56.178	12:41:10.517
4	34:15.752	+1:54.008	13:15:26.269
5	36:44.493	+4:22.749	13:52:10.762
6	36:35.363	+4:13.619	14:28:46.125
7	38:07.110	+5:45.366	15:06:53.235

Lap	Lap Tm	Diff	Time of Day
(344) Rohan Blyde			
1	34:29.749	+1:01.506	11:36:51.244
2	35:25.822	+1:57.579	12:12:17.066
3	33:28.243		12:45:45.309
4	35:24.732	+1:56.489	13:21:10.041
5	34:47.071	+1:18.828	13:55:57.112
6	35:41.810	+2:13.567	14:31:38.922
7	35:15.441	+1:47.198	15:06:54.363

Lap	Lap Tm	Diff	Time of Day
(27) Brandon Dewes			
1	32:47.537	+27.077	11:34:34.441
2	32:20.460		12:06:54.901
3	34:12.395	+1:51.935	12:41:07.296
4	34:22.901	+2:02.441	13:15:30.197
5	36:14.259	+3:53.799	13:51:44.456
6	36:45.950	+4:25.490	14:28:30.406
7	39:02.791	+6:42.331	15:07:33.197

Lap	Lap Tm	Diff	Time of Day
(125) Bjarni Gudnason			
1	33:39.393	+43.807	11:35:25.249
2	32:55.586		12:08:20.835
3	36:10.056	+3:14.470	12:44:30.891
4	33:58.782	+1:03.196	13:18:29.673
5	36:15.113	+3:19.527	13:54:44.786
6	35:29.381	+2:33.795	14:30:14.167
7	37:57.437	+5:01.851	15:08:11.604

Lap	Lap Tm	Diff	Time of Day
(43) Ross Bryson Alan Corcoran			
1	33:26.834		11:35:19.938
2	34:34.881	+1:08.047	12:09:54.819
3	34:37.844	+1:11.010	12:44:32.663
4	35:40.109	+2:13.275	13:20:12.772
5	35:24.006	+1:57.172	13:55:36.778
6	36:42.400	+3:15.566	14:32:19.178
7	36:12.539	+2:45.705	15:08:31.717

Lap	Lap Tm	Diff	Time of Day
(25) David Black Stephen Black			
1	34:42.080	+1:03.183	11:36:39.905
2	33:38.897		12:10:18.802
3	35:31.264	+1:52.367	12:45:50.066
4	33:39.266	+0.369	13:19:29.332

Lap	Lap Tm	Diff	Time of Day
5	36:53.557	+3:14.660	13:56:22.889
6	34:27.503	+48.606	14:30:50.392
7	37:47.737	+4:08.840	15:08:38.129

Lap	Lap Tm	Diff	Time of Day
(97) Vin Elliott			
1	35:11.918	+1:30.525	11:37:33.050
2	35:03.821	+1:22.428	12:12:36.871
3	35:12.042	+1:30.649	12:47:48.913
4	33:41.393		13:21:30.306
5	36:06.062	+2:24.669	13:57:36.368
6	35:42.613	+2:01.220	14:33:18.981
7	36:24.030	+2:42.637	15:09:43.011

Lap	Lap Tm	Diff	Time of Day
(32) Colin Box Clinton Hunter			
1	32:55.469	+45.430	11:34:52.763
2	32:10.039		12:07:02.802
3	32:24.099	+14.060	12:39:26.901
4	36:55.549	+4:45.510	13:16:22.450
5	36:38.000	+4:27.961	13:53:00.450
6	41:23.643	+9:13.604	14:34:24.093
7	35:58.110	+3:48.071	15:10:22.203

Lap	Lap Tm	Diff	Time of Day
(52) Phillip Cheater			
1	35:12.693	+1:59.708	11:37:20.741
2	33:12.985		12:10:33.726
3	34:35.849	+1:22.864	12:45:09.575
4	33:52.012	+39.027	13:19:01.587
5	36:33.089	+3:20.104	13:55:34.676
6	37:06.586	+3:53.601	14:32:41.262
7	37:52.075	+4:39.090	15:10:33.337

Lap	Lap Tm	Diff	Time of Day
(166) Paul Kenny David Whiteman			
1	31:51.777		11:33:13.820
2	34:15.158	+2:23.381	12:07:28.978
3	37:27.984	+5:36.207	12:44:56.962
4	34:46.974	+2:55.197	13:19:43.936
5	36:36.096	+4:44.319	13:56:20.032
6	36:27.143	+4:35.366	14:32:47.175
7	37:51.846	+6:00.069	15:10:39.021

Lap	Lap Tm	Diff	Time of Day
(72) Daniel Colins Tyler Mills			
1	33:19.514		11:34:56.845
2	35:44.078	+2:24.564	12:10:40.923
3	34:30.541	+1:11.027	12:45:11.464
4	35:32.877	+2:13.363	13:20:44.341
5	34:41.772	+1:22.258	13:55:26.113
6	38:36.595	+5:17.081	14:34:02.708
7	37:12.541	+3:53.027	15:11:15.249

Lap	Lap Tm	Diff	Time of Day
(171) Richard Kinvig			
1	33:02.617	+43.900	11:35:00.567
2	32:18.717		12:07:19.284
3	34:35.423	+2:16.706	12:41:54.707
4	33:35.166	+1:16.449	13:15:29.873
5	40:06.058	+7:47.341	13:55:35.931
6	35:16.765	+2:58.048	14:30:52.696
7	40:26.046	+8:07.329	15:11:18.742

Lap	Lap Tm	Diff	Time of Day
(80) Brendan Denize			
1	34:17.845	+57.270	11:36:22.908
2	33:20.575		12:09:43.483
3	35:49.720	+2:29.145	12:45:33.203
4	33:37.226	+16.651	13:19:10.429
5	39:54.732	+6:34.157	13:59:05.161
6	34:14.813	+54.238	14:33:19.974
7	37:59.537	+4:38.962	15:11:19.511

Suzuki 4 Hour - Taupo


Suzuki 4 Hour - Taupo

Waimahia Forest, SH5 25.000 Km

Suzuki 4 Hour

22/08/2009 11:00 a.m.

Race started at 10:59:54



Lap	Lap Tm	Diff	Time of Day
(313) Kirby Wheeler			
1	34:53.913	+36.722	11:36:56.851
2	34:18.285	+1.094	12:11:15.136
3	36:29.590	+2:12.399	12:47:44.726
4	34:17.191		13:22:01.917
5	35:40.325	+1:23.134	13:57:42.242
6	35:54.923	+1:37.732	14:33:37.165
7	38:27.072	+4:09.881	15:12:04.237

Lap	Lap Tm	Diff	Time of Day
(188) Gordon Maisey			
1	33:00.577		11:34:43.175
2	34:00.903	+1:00.326	12:08:44.078
3	36:20.678	+3:20.101	12:45:04.756
4	34:46.570	+1:45.993	13:19:51.326
5	36:48.429	+3:47.852	13:56:39.755
6	37:42.451	+4:41.874	14:34:22.206
7	37:59.013	+4:58.436	15:12:21.219

Lap	Lap Tm	Diff	Time of Day
(100) Hilton Hamilton Rob Harrison			
1	32:20.619		11:33:55.490
2	34:49.935	+2:29.316	12:08:45.425
3	35:36.723	+3:16.104	12:44:22.148
4	35:48.173	+3:27.554	13:20:10.321
5	36:08.136	+3:47.517	13:56:18.457
6	36:53.447	+4:32.828	14:33:11.904
7	39:29.485	+7:08.866	15:12:41.389

Lap	Lap Tm	Diff	Time of Day
(257) Dave Saunders			
1	32:19.645		11:34:13.849
2	34:34.826	+2:15.181	12:08:48.675
3	35:05.685	+2:46.040	12:43:54.360
4	35:13.566	+2:53.921	13:19:07.926
5	38:33.555	+6:13.910	13:57:41.481
6	37:19.516	+4:59.871	14:35:00.997
7	38:47.499	+6:27.854	15:13:48.496

Lap	Lap Tm	Diff	Time of Day
(110) Matt Fox			
1	38:22.667	+4:01.293	11:40:06.608
2	34:21.374		12:14:27.982
3	34:24.914	+3.540	12:48:52.896
4	35:38.235	+1:16.861	13:24:31.131
5	35:13.371	+51.997	13:59:44.502
6	38:11.653	+3:50.279	14:37:56.155
7	36:01.007	+1:39.633	15:13:57.162

Lap	Lap Tm	Diff	Time of Day
(8) Clint Armer Todd Scanlon			
1	34:22.990	+1.379	11:36:18.201
2	36:40.310	+2:18.699	12:12:58.511
3	35:28.989	+1:07.378	12:48:27.500
4	34:38.747	+17.136	13:23:06.247
5	37:50.412	+3:28.801	14:00:56.659
6	34:21.611		14:35:18.270
7	38:48.513	+4:26.902	15:14:06.783

Lap	Lap Tm	Diff	Time of Day
(124) Andrew Greenhalgh			
1	35:56.433	+1:05.859	11:38:39.523
2	34:50.574		12:13:30.097
3	35:01.504	+10.930	12:48:31.601
4	35:51.759	+1:01.185	13:24:23.360
5	37:12.497	+2:21.923	14:01:35.857
6	36:36.437	+1:45.863	14:38:12.294
7	36:03.882	+1:13.308	15:14:16.176

Lap	Lap Tm	Diff	Time of Day
(205) Andrew McNie Tony Walker			
1	36:48.964	+2:39.369	11:38:51.153

Lap	Lap Tm	Diff	Time of Day
2	36:43.134	+2:33.539	12:15:34.287
3	35:54.064	+1:44.469	12:51:28.351
4	34:09.595		13:25:37.946
5	36:18.674	+2:09.079	14:01:56.620
6	35:07.361	+57.766	14:37:03.981
7	37:31.140	+3:21.545	15:14:35.121

Lap	Lap Tm	Diff	Time of Day
(288) Graham Turnbull Paul Ward			
1	31:27.979		11:32:58.893
2	36:48.820	+5:20.841	12:09:47.713
3	34:42.012	+3:14.033	12:44:29.725
4	39:28.891	+8:00.912	13:23:58.616
5	35:34.291	+4:06.312	13:59:32.907
6	39:22.363	+7:54.384	14:38:55.270
7	36:06.760	+4:38.781	15:15:02.030

Lap	Lap Tm	Diff	Time of Day
(71) Jason Daly			
1	34:23.839	+55.755	11:36:27.608
2	33:28.084		12:09:55.692
3	35:55.839	+2:27.755	12:45:51.531
4	34:57.808	+1:29.724	13:20:49.339
5	42:28.029	+8:59.945	14:03:17.368
6	35:31.483	+2:03.399	14:38:48.851
7	36:29.284	+3:01.200	15:15:18.135

Lap	Lap Tm	Diff	Time of Day
(299) Pete Walker			
1	36:07.404	+1:35.106	11:38:34.673
2	34:32.298		12:13:06.971
3	35:31.731	+59.433	12:48:38.702
4	35:28.547	+56.249	13:24:07.249
5	36:59.316	+2:27.018	14:01:06.565
6	36:10.126	+1:37.828	14:37:16.691
7	38:02.950	+3:30.652	15:15:19.641

Lap	Lap Tm	Diff	Time of Day
(331) Kerry Weal Shane Christiansen			
1	33:09.257		11:35:01.648
2	33:40.062	+30.805	12:08:41.710
3	38:10.664	+5:01.407	12:46:52.374
4	34:20.330	+1:11.073	13:21:12.704
5	40:10.163	+7:00.906	14:01:22.867
6	36:10.466	+3:01.209	14:37:33.333
7	37:55.246	+4:45.989	15:15:28.579

Lap	Lap Tm	Diff	Time of Day
(318) Logan White-Clark			
1	34:23.059		11:35:59.221
2	36:09.843	+1:46.784	12:12:09.064
3	36:32.704	+2:09.645	12:48:41.768
4	35:52.927	+1:29.868	13:24:34.695
5	36:20.978	+1:57.919	14:00:55.673
6	37:13.934	+2:50.875	14:38:09.607
7	37:25.328	+3:02.269	15:15:34.935

Lap	Lap Tm	Diff	Time of Day
(50) Grant Cartwright Ross Hawke			
1	34:51.674	+2.210	11:36:54.130
2	34:49.464		12:11:43.594
3	36:20.480	+1:31.016	12:48:04.074
4	35:00.569	+11.105	13:23:04.643
5	37:19.008	+2:29.544	14:00:23.651
6	37:46.444	+2:56.980	14:38:10.095
7	37:25.866	+2:36.402	15:15:35.961

Lap	Lap Tm	Diff	Time of Day
(63) Dave Couldrey Steve Crawford			
1	34:24.374		11:36:30.168
2	36:02.577	+1:38.203	12:12:32.745
3	35:07.731	+43.357	12:47:40.476
4	35:59.057	+1:34.683	13:23:39.533

Lap	Lap Tm	Diff	Time of Day
5	36:08.277	+1:43.903	13:59:47.810
6	38:43.231	+4:18.857	14:38:31.041
7	37:14.218	+2:49.844	15:15:45.259

Lap	Lap Tm	Diff	Time of Day
(310) Mark Webster			
1	34:49.945	+50.594	11:36:50.230
2	33:59.351		12:10:49.581
3	35:04.674	+1:05.323	12:45:54.255
4	36:29.140	+2:29.789	13:22:23.395
5	38:27.144	+4:27.793	14:00:50.539
6	37:54.309	+3:54.958	14:38:44.848
7	38:28.929	+4:29.578	15:17:13.777

Lap	Lap Tm	Diff	Time of Day
(39) Gordy Brooker			
1	32:55.133		11:34:31.140
2	34:22.040	+1:26.907	12:08:53.180
3	36:00.522	+3:05.389	12:44:53.702
4	36:49.360	+3:54.227	13:21:43.062
5	37:36.974	+4:41.841	13:59:20.036
6	39:03.397	+6:08.264	14:38:23.433
7	39:30.345	+6:35.212	15:17:53.778

Lap	Lap Tm	Diff	Time of Day
(274) Robert Southee			
1	33:17.461		11:35:03.791
2	37:01.345	+3:43.884	12:12:05.136
3	36:15.581	+2:58.120	12:48:20.717
4	36:53.372	+3:35.911	13:25:14.089
5	36:15.417	+2:57.956	14:01:29.506
6	39:23.522	+6:06.061	14:40:53.028
7	37:38.148	+4:20.687	15:18:31.176

Lap	Lap Tm	Diff	Time of Day
(244) Kieran Raupi Clive Roberts			
1	35:36.110	+41.833	11:38:00.982
2	34:54.277		12:12:55.259
3	37:33.469	+2:39.192	12:50:28.728
4	34:57.907	+3.630	13:25:26.635
5	38:40.623	+3:46.346	14:04:07.258
6	36:07.042	+1:12.765	14:40:14.300
7	38:52.692	+3:58.415	15:19:06.992

Lap	Lap Tm	Diff	Time of Day
(183) Daniel Macarthur Johnathan Morrisson			
1	33:06.642		11:34:57.356
2	36:27.984	+3:21.342	12:11:25.340
3	36:55.929	+3:49.287	12:48:21.269
4	37:44.081	+4:37.439	13:26:05.350
5	37:05.507	+3:58.865	14:03:10.857
6	38:31.704	+5:25.062	14:41:42.561
7	37:35.532	+4:28.890	15:19:18.093

Lap	Lap Tm	Diff	Time of Day
(1) Toby Adams Neil Scott			
1	35:29.704		11:37:47.049
2	35:47.099	+17.395	12:13:34.148
3	35:42.464	+12.760	12:49:16.612
4	36:15.340	+45.636	13:25:31.952
5	37:44.776	+2:15.072	14:03:16.728
6	37:48.655	+2:18.951	14:41:05.383
7	38:55.887	+3:26.183	15:20:01.270

Lap	Lap Tm	Diff	Time of Day
(302) Nathan Walter			
1	34:53.892	+1:47.250	11:36:52.572
2	33:06.642		12:09:59.214
3	36:45.247	+3:38.605	12:46:44.461
4	41:07.145	+8:00.503	13:27:51.606
5	36:40.085	+3:33.443	14:04:31.691
6	39:42.812	+6:36.170	14:44:14.503
7	35:53.596		

Suzuki 4 Hour - Taupo


Suzuki 4 Hour - Taupo

Waimahia Forest, SH5 25.000 Km

Suzuki 4 Hour

22/08/2009 11:00 a.m.

Race started at 10:59:54



Lap	Lap Tm	Diff	Time of Day
(225) Alastair Neville Robert Weren			
1	36:46.186	+49.067	11:38:47.752
2	36:42.894	+45.775	12:15:30.646
3	37:02.054	+1:04.935	12:52:32.700
4	35:57.119		13:28:29.819
5	38:43.307	+2:46.188	14:07:13.126
6	36:47.638	+50.519	14:44:00.764
7	36:47.129	+50.010	15:20:47.893

Lap	Lap Tm	Diff	Time of Day
(160) Shaun Jellie			
1	34:23.452		11:36:19.903
2	35:26.368	+1:02.916	12:11:46.271
3	35:53.172	+1:29.720	12:47:39.443
4	36:40.364	+2:16.912	13:24:19.807
5	37:14.976	+2:51.524	14:01:34.783
6	39:54.486	+5:31.034	14:41:29.269
7	39:59.191	+5:35.739	15:21:28.460

Lap	Lap Tm	Diff	Time of Day
(29) Ryan Blue			
1	35:21.659	+31.290	11:37:28.836
2	34:50.369		12:12:19.205
3	35:24.557	+34.188	12:47:43.762
4	35:16.786	+26.417	13:23:00.548
5	37:41.497	+2:51.128	14:00:42.045
6	41:18.921	+6:28.552	14:42:00.966
7	39:43.829	+4:53.460	15:21:44.795

Lap	Lap Tm	Diff	Time of Day
(79) John Dearlove			
1	35:25.088	+7.605	11:37:25.775
2	35:17.483		12:12:43.258
3	37:23.285	+2:05.802	12:50:06.543
4	35:23.519	+6.036	13:25:30.062
5	39:03.529	+3:46.046	14:04:33.591
6	37:19.813	+2:02.330	14:41:53.404
7	40:05.128	+4:47.645	15:21:58.532

Lap	Lap Tm	Diff	Time of Day
(62) Roger Costain Trefor Williams			
1	34:42.121		11:36:56.011
2	37:08.698	+2:26.577	12:14:04.709
3	37:10.294	+2:28.173	12:51:15.003
4	37:26.764	+2:44.643	13:28:41.767
5	37:49.965	+3:07.844	14:06:31.732
6	38:24.042	+3:41.921	14:44:55.774
7	38:18.001	+3:35.880	15:23:13.775

Lap	Lap Tm	Diff	Time of Day
(277) Alastair Stewart Dave Yardley			
1	35:41.333	+24.834	11:37:36.973
2	35:16.499		12:12:53.472
3	37:23.909	+2:07.410	12:50:17.381
4	36:42.993	+1:26.494	13:27:00.374
5	39:30.146	+4:13.647	14:06:30.520
6	38:14.651	+2:58.152	14:44:45.171
7	39:19.859	+4:03.360	15:24:05.030

Lap	Lap Tm	Diff	Time of Day
(42) Scott Bruhns Brett Sommerville			
1	33:12.391		11:35:01.581
2	39:09.318	+5:56.927	12:14:10.899
3	35:49.515	+2:37.124	12:50:00.414
4	39:40.291	+6:27.900	13:29:40.705
5	37:17.684	+4:05.293	14:06:58.389
6	39:34.659	+6:22.268	14:46:33.048
7	37:51.966	+4:39.575	15:24:25.014

Lap	Lap Tm	Diff	Time of Day
(196) Eugene McLulloch			
1	32:47.782		11:34:34.877

Lap	Lap Tm	Diff	Time of Day
2	35:21.274	+2:33.492	12:09:56.151
3	36:18.677	+3:30.895	12:46:14.828
4	36:31.312	+3:43.530	13:22:46.140
5	35:28.262	+2:40.480	13:58:14.402
6	43:37.906	+10:50.124	14:41:52.308
7	43:23.372	+10:35.590	15:25:15.680

Lap	Lap Tm	Diff	Time of Day
(117) Andy Galpin			
1	31:38.406		11:33:08.309
2	32:05.037	+26.631	12:05:13.346
3	43:50.639	+12:12.233	12:49:03.985
4	39:23.018	+7:44.612	13:28:27.003
5	38:27.027	+6:48.621	14:06:54.030
6	39:58.763	+8:20.357	14:46:52.793
7	38:37.535	+6:59.129	15:25:30.328

Lap	Lap Tm	Diff	Time of Day
(56) Wayne Clarke			
1	34:55.861		11:36:44.816
2	36:53.252	+1:57.391	12:13:38.068
3	36:47.111	+1:51.250	12:50:25.179
4	38:02.989	+3:07.128	13:28:28.168
5	38:23.624	+3:27.763	14:06:51.792
6	38:46.907	+3:51.046	14:45:38.699
7	40:08.062	+5:12.201	15:25:46.761

Lap	Lap Tm	Diff	Time of Day
(113) Andrew Frater Cam Frater			
1	33:40.313		11:35:24.822
2	38:52.706	+5:12.393	12:14:17.528
3	35:37.424	+1:57.111	12:49:54.952
4	39:57.147	+6:16.834	13:29:52.099
5	36:05.349	+2:25.036	14:05:57.448
6	42:14.043	+8:33.730	14:48:11.491
7	37:57.732	+4:17.419	15:26:09.223

Lap	Lap Tm	Diff	Time of Day
(46) Scott Cammock Hayden Firth			
1	36:12.880		11:38:23.677
2	37:09.511	+56.631	12:15:33.188
3	36:43.709	+30.829	12:52:16.897
4	36:57.873	+44.993	13:29:14.770
5	38:32.284	+2:19.404	14:07:47.054
6	38:16.082	+2:03.202	14:46:03.136
7	40:08.079	+3:55.199	15:26:11.215

Lap	Lap Tm	Diff	Time of Day
(268) Grant Simpson			
1	36:23.977	+47.552	11:38:31.667
2	35:36.425		12:14:08.092
3	36:30.439	+54.014	12:50:38.531
4	41:21.737	+5:45.312	13:32:00.268
5	37:06.846	+1:30.421	14:09:07.114
6	36:43.868	+1:07.443	14:45:50.982
7	40:33.894	+4:57.469	15:26:24.876

Lap	Lap Tm	Diff	Time of Day
(170) Morgan Kinnaird Chris Llewellyn			
1	33:00.322		11:34:53.967
2	33:44.992	+44.670	12:08:38.959
3	34:42.307	+1:41.985	12:43:21.266
4	52:30.473	+19:30.151	13:35:51.739
5	36:30.480	+3:30.158	14:12:22.219
6	35:43.850	+2:43.528	14:48:06.069
7	38:29.688	+5:29.366	15:26:35.757

Lap	Lap Tm	Diff	Time of Day
(217) Mo Morice Steve Snookes			
1	36:28.705		11:38:38.000
2	38:04.142	+1:35.437	12:16:42.142
3	37:37.539	+1:08.834	12:54:19.681
4	37:26.016	+57.311	13:31:45.697

Lap	Lap Tm	Diff	Time of Day
5	38:01.836	+1:33.131	14:09:47.533
6	38:08.612	+1:39.907	14:47:56.145
7	39:16.939	+2:48.234	15:27:13.084

Lap	Lap Tm	Diff	Time of Day
(51) Brendan Cash Thomas Hornblow			
1	33:12.194		11:34:50.412
2	39:39.433	+6:27.239	12:14:29.845
3	35:04.466	+1:52.272	12:49:34.311
4	35:41.358	+2:29.164	13:25:15.669
5	34:55.738	+1:43.544	14:00:11.407
6	42:48.983	+9:36.789	14:43:00.390
7	44:51.671	+11:39.477	15:27:52.061

Lap	Lap Tm	Diff	Time of Day
(4) Rob Aitken Matt Hood			
1	36:25.253	+34.494	11:38:27.299
2	36:14.532	+23.773	12:14:41.831
3	39:32.270	+3:41.511	12:54:14.101
4	35:50.759		13:30:04.860
5	44:09.244	+8:18.485	14:14:14.104
6	37:32.681	+1:41.922	14:51:46.785
7	36:48.940	+58.181	15:28:35.725

Lap	Lap Tm	Diff	Time of Day
(44) Jon Burnside Ben Lightfoot			
1	32:27.534		11:34:15.122
2	41:52.222	+9:24.688	12:16:07.344
3	37:53.164	+5:25.630	12:54:00.508
4	36:19.456	+3:51.922	13:30:19.964
5	42:55.193	+10:27.659	14:13:15.157
6	38:20.010	+5:52.476	14:51:35.167
7	37:06.251	+4:38.717	15:28:41.418

Lap	Lap Tm	Diff	Time of Day
(116) Christine Furniss			
1	35:47.695		11:37:51.954
2	37:32.637	+1:44.942	12:15:24.591
3	38:11.616	+2:23.921	12:53:36.207
4	38:52.013	+3:04.318	13:32:28.220
5	38:43.298	+2:55.603	14:11:11.518
6	38:55.857	+3:08.162	14:50:07.375
7	39:13.212	+3:25.517	15:29:20.587

Lap	Lap Tm	Diff	Time of Day
(185) Haydn Mackenzie			
1	32:38.443		11:34:21.494
2	34:10.213	+1:31.770	12:08:31.707
3	34:16.204	+1:37.761	12:42:47.911
4	37:36.091	+4:57.648	13:20:24.002
5	39:56.836	+7:18.393	14:00:20.838
6	47:23.573	+14:45.130	14:47:44.411
7	42:38.161	+9:59.718	15:30:22.572

Lap	Lap Tm	Diff	Time of Day
(66) Nik Crawford Josh McIver			
1	36:01.790	+51.001	11:38:30.783
2	35:10.789		12:13:41.572
3	36:19.491	+1:08.702	12:50:01.063
4	49:57.711	+14:46.922	13:39:58.774
5	36:18.603	+1:07.814	14:16:17.377
6	37:21.275	+2:10.486	14:53:38.652
7	37:05.031	+1:54.242	15:30:43.683

Lap	Lap Tm	Diff	Time of Day
(36) Jack Brian Tom Brian			
1	38:17.550	+1:21.269	11:40:46.108
2	36:56.281		12:17:42.389
3	38:40.035	+1:43.754	12:56:22.424
4	38:31.924	+1:35.643	13:34:54.348
5	37:28.627	+32.346	14:12:22.975
6	40:59.084	+4:02.803	14:53:22.059

Suzuki 4 Hour - Taupo

Suzuki 4 Hour - Taupo

Waimahia Forest, SH5 25.000 Km

Suzuki 4 Hour

22/08/2009 11:00 a.m.

Race started at 10:59:54

Lap	Lap Tm	Diff	Time of Day
(85) Jamie Dover Craig Gulliver			
1	34:45.606		11:36:36.196
2	35:41.739	+56.133	12:12:17.935
3	42:40.378	+7:54.772	12:54:58.313
4	38:02.241	+3:16.635	13:33:00.554
5	40:00.677	+5:15.071	14:13:01.231
6	39:25.909	+4:40.303	14:52:27.140
7	42:54.904	+8:09.298	15:35:22.044

Lap	Lap Tm	Diff	Time of Day
(204) Hoani McNeil			
1	39:02.076	+3:33.286	11:41:10.620
2	37:36.132	+2:07.342	12:18:46.752
3	35:28.790		12:54:15.542
4	37:39.132	+2:10.342	13:31:54.674
5	40:40.621	+5:11.831	14:12:35.295
6	43:14.917	+7:46.127	14:55:50.212
7	40:51.142	+5:22.352	15:36:41.354

Lap	Lap Tm	Diff	Time of Day
(305) Caleb Warrender			
1	37:19.367		11:39:04.569
2	37:52.633	+33.266	12:16:57.202
3	39:39.605	+2:20.238	12:56:36.807
4	37:57.068	+37.701	13:34:33.875
5	42:15.751	+4:56.384	14:16:49.626
6	39:30.690	+2:11.323	14:56:20.316
7	40:58.698	+3:39.331	15:37:19.014

Lap	Lap Tm	Diff	Time of Day
(149) Garry Hodgson			
1	37:58.572	+41.566	11:40:29.853
2	37:17.006		12:17:46.859
3	39:39.096	+2:22.090	12:57:25.955
4	38:45.928	+1:28.922	13:36:11.883
5	40:07.699	+2:50.693	14:16:19.582
6	39:14.422	+1:57.416	14:55:34.004
7	42:14.182	+4:57.176	15:37:48.186

Lap	Lap Tm	Diff	Time of Day
(99) Jacque Faber			
1	37:21.318		11:39:59.320
2	38:25.914	+1:04.596	12:18:25.234
3	38:09.998	+48.680	12:56:35.232
4	38:09.341	+48.023	13:34:44.573
5	38:42.536	+1:21.218	14:13:27.109
6	41:41.846	+4:20.528	14:55:08.955
7	42:53.212	+5:31.894	15:38:02.167

Lap	Lap Tm	Diff	Time of Day
(208) Sean Mead			
1	35:16.863	+11.029	11:37:22.363
2	35:05.834		12:12:28.197
3	37:58.436	+2:52.602	12:50:26.633
4	37:57.640	+2:51.806	13:28:24.273
5	42:11.482	+7:05.648	14:10:35.755
6	43:35.766	+8:29.932	14:54:11.521
7	44:24.287	+9:18.453	15:38:35.808

Lap	Lap Tm	Diff	Time of Day
(131) Carl Hanna Harley Brown			
1	34:58.166		11:36:54.934
2	41:05.380	+6:07.214	12:18:00.314
3	37:07.322	+2:09.156	12:55:07.636
4	41:38.288	+6:40.122	13:36:45.924
5	38:56.648	+3:58.482	14:15:42.572
6	42:36.572	+7:38.406	14:58:19.144
7	41:17.215	+6:19.049	15:39:36.359

Lap	Lap Tm	Diff	Time of Day
(162) Brad Johnson Chad Whiteman			
1	37:29.647		11:40:11.721

Lap	Lap Tm	Diff	Time of Day
2	37:32.904	+3.257	12:17:44.625
3	39:30.036	+2:00.389	12:57:14.661
4	38:53.751	+1:24.104	13:36:08.412
5	41:24.686	+3:55.039	14:17:33.098
6	38:51.550	+1:21.903	14:56:24.648
7	43:36.178	+6:06.531	15:40:00.826

Lap	Lap Tm	Diff	Time of Day
(296) Michelle Waghorn			
1	37:11.125		11:39:25.067
2	38:19.921	+1:08.796	12:17:44.988
3	39:35.556	+2:24.431	12:57:20.544
4	39:18.259	+2:07.134	13:36:38.803
5	41:08.424	+3:57.299	14:17:47.227
6	40:43.368	+3:32.243	14:58:30.595
7	43:07.261	+5:56.136	15:41:37.856

Lap	Lap Tm	Diff	Time of Day
(98) Quinn Elstone Nigel Halpin			
1	38:02.112	+2:17.525	11:40:28.325
2	35:44.587		12:16:12.912
3	38:42.926	+2:58.339	12:54:55.838
4	37:56.082	+2:11.495	13:32:51.920
5	46:47.284	+11:02.697	14:19:39.204
6	37:02.591	+1:18.004	14:56:41.795
7	46:52.250	+11:07.663	15:43:34.045

Lap	Lap Tm	Diff	Time of Day
(31) Joshua Bonnar			
1	32:54.914	+39.474	11:34:42.299
2	32:15.440		12:06:57.739
3	35:48.107	+3:32.667	12:42:45.846
4	35:22.259	+3:06.819	13:18:08.105
5	37:19.292	+5:03.852	13:55:27.397
6	41:26.560	+9:11.120	14:36:53.957

Lap	Lap Tm	Diff	Time of Day
(144) Lyndon Hikuroa Robbie Le Norman			
1	35:22.746	+35.551	11:37:32.043
2	35:12.120	+24.925	12:12:44.163
3	37:20.425	+2:33.230	12:50:04.588
4	34:47.195		13:24:51.783
5	39:13.331	+4:26.136	14:04:05.114
6	35:51.848	+1:04.653	14:39:56.962

Lap	Lap Tm	Diff	Time of Day
(81) Mark Dermer			
1	35:42.263	+43.167	11:37:48.778
2	34:59.096		12:12:47.874
3	36:37.517	+1:38.421	12:49:25.391
4	35:18.565	+19.469	13:24:43.956
5	39:46.618	+4:47.522	14:04:30.574
6	37:27.933	+2:28.837	14:41:58.507

Lap	Lap Tm	Diff	Time of Day
(112) Simon Franklin Nick Howard			
1	34:32.725	+14.506	11:36:41.304
2	38:55.944	+4:37.725	12:15:37.248
3	34:18.219		12:49:55.467
4	40:03.903	+5:45.684	13:29:59.370
5	35:13.348	+55.129	14:05:12.718
6	39:49.874	+5:31.655	14:45:02.592

Lap	Lap Tm	Diff	Time of Day
(38) Chris Bridge Paul Roberts			
1	44:18.409	+10:04.213	11:45:59.331
2	34:14.196		12:20:13.527
3	37:28.042	+3:13.846	12:57:41.569
4	36:10.592	+1:56.396	13:33:52.161
5	38:28.505	+4:14.309	14:12:20.666
6	37:11.559	+2:57.363	14:49:32.225

Lap	Lap Tm	Diff	Time of Day
(120) Jason Goldie			

Lap	Lap Tm	Diff	Time of Day
1	36:10.725	+1.269	11:38:29.422
2	36:09.456		12:14:38.878
3	39:22.474	+3:13.018	12:54:01.352
4	36:49.994	+40.538	13:30:51.346
5	41:35.034	+5:25.578	14:12:26.380
6	40:05.657	+3:56.201	14:52:32.037

Lap	Lap Tm	Diff	Time of Day
(2) Daniel Ahern			
1	38:19.055	+2:40.425	11:40:44.962
2	35:38.630		12:16:23.592
3	38:35.257	+2:56.627	12:54:58.849
4	38:09.082	+2:30.452	13:33:07.931
5	40:08.506	+4:29.876	14:13:16.437
6	41:22.601	+5:43.971	14:54:39.038

Lap	Lap Tm	Diff	Time of Day
(34) Duncan Bradley Shawn Cameron			
1	35:24.010		11:37:49.595
2	37:45.430	+2:21.420	12:15:35.025
3	38:14.106	+2:50.096	12:53:49.131
4	39:37.557	+4:13.547	13:33:26.688
5	41:09.608	+5:45.598	14:14:36.296
6	40:51.014	+5:27.004	14:55:27.310

Lap	Lap Tm	Diff	Time of Day
(336) Geoff Collard Ki Baker			
1	40:09.497	+4:21.963	11:42:53.469
2	39:51.547	+4:04.013	12:22:45.016
3	36:45.775	+58.241	12:59:30.791
4	35:51.695	+4.161	13:35:22.486
5	44:42.984	+8:55.450	14:20:05.470
6	35:47.534		14:55:53.004

Lap	Lap Tm	Diff	Time of Day
(60) Alan Cooke Andrew Weatherley			
1	34:45.033	+12.142	11:36:45.186
2	43:25.444	+8:52.553	12:20:10.630
3	36:25.183	+1:52.292	12:56:35.813
4	34:32.891		13:31:08.704
5	48:10.301	+13:37.410	14:19:19.005
6	37:24.032	+2:51.141	14:56:43.037

Lap	Lap Tm	Diff	Time of Day
(129) Campbell Hammond			
1	35:08.380		11:37:14.700
2	35:50.441	+42.061	12:13:05.141
3	38:35.383	+3:27.003	12:51:40.524
4	36:30.381	+1:22.001	13:28:10.905
5	43:15.378	+8:06.998	14:11:26.283
6	45:50.805	+10:42.425	14:57:17.088

Lap	Lap Tm	Diff	Time of Day
(182) Wes Locke Greg Tucker			
1	38:48.492	+2:06.674	11:41:25.489
2	36:41.818		12:18:07.307
3	42:02.407	+5:20.589	13:00:09.714
4	38:28.581	+1:46.763	13:38:38.295
5	38:20.267	+1:38.449	14:16:58.562
6	40:57.991	+4:16.173	14:57:56.553

Lap	Lap Tm	Diff	Time of Day
(68) Tyler Cubis			
1	37:51.013	+1:06.687	11:40:24.102
2	36:44.326		12:17:08.428
3	39:10.794	+2:26.468	12:56:19.222
4	38:02.590	+1:18.264	13:34:21.812
5	42:50.439	+6:06.113	14:17:12.251
6	41:00.590	+4:16.264	14:58:12.841

Lap	Lap Tm	Diff	Time of Day
(57) Brad Coogan Jarred Coogan			
1	38:06.156		11:40:40.410
2	38:18.544	+12.388	12:18:58.954

Suzuki 4 Hour - Taupo


Suzuki 4 Hour - Taupo

Waimahia Forest, SH5 25.000 Km

Suzuki 4 Hour

22/08/2009 11:00 a.m.

Race started at 10:59:54



Lap	Lap Tm	Diff	Time of Day
3	40:13.664	+2:07.508	12:59:12.618
4	41:39.149	+3:32.993	13:40:51.767
5	39:56.483	+1:50.327	14:20:48.250
6	38:13.477	+7.321	14:59:01.727

(200) Brendan MCGovern Ben Wright

1	35:34.384		11:37:34.028
2	40:48.457	+5:14.073	12:18:22.485
3	37:26.677	+1:52.293	12:55:49.162
4	42:45.334	+7:10.950	13:38:34.496
5	37:31.487	+1:57.103	14:16:05.983
6	43:02.513	+7:28.129	14:59:08.496

(107) Brent Finlay

1	37:29.177	+13.429	11:39:49.211
2	37:15.748		12:17:04.959
3	39:28.873	+2:13.125	12:56:33.832
4	40:06.719	+2:50.971	13:36:40.551
5	41:39.015	+4:23.267	14:18:19.566
6	41:19.941	+4:04.193	14:59:39.507

(83) Steven Docherty

1	38:56.207	+1:32.371	11:41:36.054
2	37:23.836		12:18:59.890
3	38:58.046	+1:34.210	12:57:57.936
4	38:26.725	+1:02.889	13:36:24.661
5	43:12.479	+5:48.643	14:19:37.140
6	41:07.824	+3:43.988	15:00:44.964

(139) David Henderson Taylor

1	37:26.551		11:39:36.690
2	39:13.367	+1:46.816	12:18:50.057
3	37:47.858	+2:13.307	12:56:37.915
4	41:55.726	+4:29.175	13:38:33.641
5	38:23.343	+56.792	14:16:56.984
6	44:45.266	+7:18.715	15:01:42.250

(109) Mike Fleming

1	37:13.897		11:39:40.822
2	37:26.827	+12.930	12:17:07.649
3	40:06.114	+2:52.217	12:57:13.763
4	39:30.640	+2:16.743	13:36:44.403
5	44:33.039	+7:19.142	14:21:17.442
6	40:29.930	+3:16.033	15:01:47.372

(10) Tony Ashworth

1	35:56.109		11:38:19.017
2	36:56.601	+1:00.492	12:15:15.618
3	40:35.826	+4:39.717	12:55:51.444
4	39:28.174	+3:32.065	13:35:19.618
5	43:02.000	+7:05.891	14:18:21.618
6	43:37.352	+7:41.243	15:01:58.970

(89) Kote Driscoll Sarah Fox

1	38:00.132	+55.527	11:40:26.506
2	37:04.605		12:17:31.111
3	42:26.186	+5:21.581	12:59:57.297
4	41:40.716	+4:36.111	13:41:38.013
5	38:04.532	+59.927	14:19:42.545
6	42:23.572	+5:18.967	15:02:06.117

(333) George Hibbett

1	38:12.990	+1:32.665	11:40:47.754
2	37:29.185	+48.860	12:18:16.939
3	36:40.325		12:54:57.264
4	47:58.549	+11:18.224	13:42:55.813

Lap	Lap Tm	Diff	Time of Day
5	39:07.330	+2:27.005	14:22:03.143
6	40:30.266	+3:49.941	15:02:33.409

(167) Deidre Kiernan Sean Kiernan

1	30:44.683		11:32:04.449
2	32:25.520	+1:40.837	12:04:29.969
3	53:18.715	+22:34.032	12:57:48.684
4	35:36.960	+4:52.277	13:33:25.644
5	33:32.821	+2:48.138	14:06:58.465
6	55:49.181	+25:04.498	15:02:47.646

(175) Eli Lavery Darren Potter

1	35:13.209		11:37:38.729
2	42:15.310	+7:02.101	12:19:54.039
3	37:23.887	+2:10.678	12:57:17.926
4	40:40.216	+5:27.007	13:37:58.142
5	39:38.520	+4:25.311	14:17:36.662
6	45:17.888	+10:04.679	15:02:54.550

(238) Jan-Maree Pool

1	42:04.022	+6:01.392	11:44:00.329
2	38:32.425	+2:29.795	12:22:32.754
3	36:02.630		12:58:35.384
4	39:14.832	+3:12.202	13:37:50.216
5	41:59.282	+5:56.652	14:19:49.498
6	44:37.714	+8:35.084	15:04:27.212

(53) Rodney Christensen Robert Potter

1	35:38.056		11:37:45.025
2	43:12.863	+7:34.807	12:20:57.888
3	37:18.413	+1:40.357	12:58:16.301
4	42:19.756	+6:41.700	13:40:36.057
5	37:57.332	+2:19.276	14:18:33.389
6	46:01.830	+10:23.774	15:04:35.219

(59) Norm Coogan Balls Gordon

1	36:48.092		11:38:58.651
2	40:24.575	+3:36.483	12:19:23.226
3	39:52.356	+3:04.264	12:59:15.582
4	39:33.939	+2:45.847	13:38:49.521
5	40:50.753	+4:02.661	14:19:40.274
6	45:16.363	+8:28.271	15:04:56.637

(248) Dylan Reeve Max Webb

1	38:41.541		11:41:24.493
2	39:19.929	+38.388	12:20:44.422
3	39:21.858	+40.317	13:00:06.280
4	40:10.537	+1:28.996	13:40:16.817
5	45:56.210	+7:14.669	14:26:13.027
6	42:17.822	+3:36.281	15:08:30.849

(119) Rod Gibson

1	36:21.320		11:38:29.766
2	37:16.287	+54.967	12:15:46.053
3	39:10.634	+2:49.314	12:54:56.687
4	43:58.777	+7:37.457	13:38:55.464
5	43:58.972	+7:37.652	14:22:54.436
6	46:14.974	+9:53.654	15:09:09.410

(226) Chris Newman

1	35:21.254		11:37:19.571
2	38:11.993	+2:50.739	12:15:31.564
3	38:39.299	+3:18.045	12:54:10.863
4	43:44.892	+8:23.638	13:37:55.755
5	41:23.663	+6:02.409	14:19:19.418
6	49:57.458	+14:36.204	15:09:16.876

(123) Gavin Graham Dean Taylor

1	39:02.237	+11.120	11:41:31.832
2	38:51.117		12:20:22.949
3	38:55.976	+4.859	12:59:18.925
4	43:04.283	+4:13.166	13:42:23.208
5	43:39.321	+4:48.204	14:26:02.529
6	43:16.952	+4:25.835	15:09:19.481

(96) Lyl Elliott Stacey Mellow

1	39:23.119	+5.394	11:42:02.983
2	39:17.725		12:21:20.708
3	40:24.980	+1:07.255	13:01:45.688
4	43:29.106	+4:11.381	13:45:14.794
5	42:44.254	+3:26.529	14:27:59.048
6	43:28.867	+4:11.142	15:11:27.915

(307) Russell Watts

1	38:12.502		11:40:44.309
2	38:48.725	+36.223	12:19:33.034
3	42:47.350	+4:34.848	13:02:20.384
4	41:38.006	+3:25.504	13:43:58.390
5	45:36.988	+7:24.486	14:29:35.378
6	43:32.179	+5:19.677	15:13:07.557

(13) Perry Barber

1	40:41.480	+1:41.104	11:43:09.514
2	41:20.400	+2:20.024	12:24:29.914
3	43:10.443	+4:10.067	13:07:40.357
4	39:00.376		13:46:40.733
5	46:28.293	+7:27.917	14:33:09.026
6	43:17.682	+4:17.306	15:16:26.708

(148) Ken Hindes

1	39:49.136	+46.088	11:42:04.105
2	39:03.048		12:21:07.153
3	39:09.363	+6.315	13:00:16.516
4	44:29.682	+5:26.634	13:44:46.198
5	42:55.937	+3:52.889	14:27:42.135
6	50:54.426	+11:51.378	15:18:36.561

(315) Raymond Wheeler

1	37:47.056		11:40:09.884
2	39:24.050	+1:36.994	12:19:33.934
3	44:33.787	+6:46.731	13:04:07.721
4	43:17.417	+5:30.361	13:47:25.138
5	45:01.613	+7:14.557	14:32:26.751
6	47:08.782	+9:21.726	15:19:35.533

(280) Kyle Tarry

1	37:48.538	+42.261	11:40:34.260
2	39:35.962	+2:29.685	12:20:10.222
3	39:02.423	+1:56.146	12:59:12.645
4	37:06.277		13:36:18.922
5	1:05:24.073	+28:17.796	14:41:42.995
6	40:14.543	+3:08.266	15:21:57.538

(86) Richard Downer Rick Mead

1	39:08.975	+11.200	11:41:08.790
2	38:57.775		12:20:06.565
3	41:17.513	+2:19.738	13:01:24.078
4	52:14.244	+13:16.469	13:53:38.322
5	46:35.125	+7:37.350	14:40:13.447
6	42:29.478	+3:31.703	15:22:42.925

(306) Jason Watts Peter Wheeler

Suzuki 4 Hour - Taupo


Suzuki 4 Hour - Taupo

Waimahia Forest, SH5 25.000 Km

Suzuki 4 Hour

22/08/2009 11:00 a.m.

Race started at 10:59:54



Lap	Lap Tm	Diff	Time of Day
1	40:08.768		11:42:54.919
2	42:16.561	+2:07.793	12:25:11.480
3	42:51.245	+2:42.477	13:08:02.725
4	42:14.147	+2:05.379	13:50:16.872
5	49:50.260	+9:41.492	14:40:07.132
6	44:21.871	+4:13.103	15:24:29.003

(16) Robin Bean Steve Nitschke

1	41:04.123		11:43:50.578
2	41:17.083	+12.960	12:25:07.661
3	45:04.494	+4:00.371	13:10:12.155
4	42:12.658	+1:08.535	13:52:24.813
5	52:52.565	+11:48.442	14:45:17.378
6	42:44.435	+1:40.312	15:28:01.813

(346) Sheryl Jellie Bronwyn Reeve

1	41:35.197		11:44:10.966
2	43:15.585	+1:40.388	12:27:26.551
3	42:57.492	+1:22.295	13:10:24.043
4	44:38.292	+3:03.095	13:55:02.335
5	46:54.988	+5:19.791	14:41:57.323
6	48:39.309	+7:04.112	15:30:36.632

(142) Ian Hey Tammy Nicholls

1	40:47.804	+11.464	11:43:37.256
2	40:36.340		12:24:13.596
3	45:46.154	+5:09.814	13:09:59.750
4	47:10.472	+6:34.132	13:57:10.222
5	43:37.905	+3:01.565	14:40:48.127
6	50:09.639	+9:33.299	15:30:57.766

(20) Graham Berryman

1	38:28.636		11:40:01.968
2	42:07.479	+3:38.843	12:22:09.447
3	1:00:06.252	+21:37.616	13:22:15.699
4	43:04.670	+4:36.034	14:05:20.369
5	46:24.350	+7:55.714	14:51:44.719
6	45:17.690	+6:49.054	15:37:02.409

(70) Ian Cusdin Mike Pemberton

1	36:25.671		11:38:28.997
2	40:14.684	+3:49.013	12:18:43.681
3	46:06.735	+9:41.064	13:04:50.416
4	44:21.756	+7:56.085	13:49:12.172
5	56:10.020	+19:44.349	14:45:22.192
6	52:00.056	+15:34.385	15:37:22.248

(195) Logan McCheyne Gary Wood

1	47:55.738	+10:25.561	11:50:20.040
2	39:44.469	+2:14.292	12:30:04.509
3	37:30.177		13:07:34.686
4	42:24.929	+4:54.752	13:49:59.615
5	40:57.481	+3:27.304	14:30:57.096

(41) Matt Bruce Derek Maisey

1	36:01.201		11:38:17.382
2	38:49.117	+2:47.916	12:17:06.499
3	46:27.348	+10:26.147	13:03:33.847
4	43:47.487	+7:46.286	13:47:21.334
5	43:55.174	+7:53.973	14:31:16.508

(186) Luke Mainland

1	37:49.651		11:40:22.128
2	38:28.999	+39.348	12:18:51.127
3	39:19.587	+1:29.936	12:58:10.714
4	41:40.695	+3:51.044	13:39:51.409

Lap	Lap Tm	Diff	Time of Day
5	52:21.922	+14:32.271	14:32:13.331

(48) Mark Carruthers

1	38:46.872		11:41:07.443
2	40:14.786	+1:27.914	12:21:22.229
3	40:26.786	+1:39.914	13:01:49.015
4	41:25.507	+2:38.635	13:43:14.522
5	52:19.930	+13:33.058	14:35:34.452

(199) Scott McGough

1	35:14.798	+17.134	11:37:26.314
2	35:22.239	+24.575	12:12:48.553
3	34:57.664		12:47:46.217
4	36:29.912	+1:32.248	13:24:16.129
5	1:15:07.401	+40:09.737	14:39:23.530

(258) Mark Saunders

1	38:07.758		11:40:25.939
2	39:01.568	+53.810	12:19:27.507
3	45:00.101	+6:52.343	13:04:27.608
4	43:55.812	+5:48.054	13:48:23.420
5	55:32.532	+17:24.774	14:43:55.952

(231) Deane Paton

1	38:45.831		11:41:22.967
2	40:16.793	+1:30.962	12:21:39.760
3	44:54.040	+6:08.209	13:06:33.800
4	51:00.208	+12:14.377	13:57:34.008
5	52:50.117	+14:04.286	14:50:24.125

(30) Mark Bon

1	37:42.330		11:40:12.558
2	57:40.711	+19:58.381	12:37:53.269
3	42:05.852	+4:23.522	13:19:59.121
4	43:49.893	+6:07.563	14:03:49.014
5	47:16.432	+9:34.102	14:51:05.446

(243) Nathan Pye

1	40:12.280	+4:15.170	11:42:29.180
2	35:57.110		12:18:26.290
3	39:40.681	+3:43.571	12:58:06.971
4	1:00:57.380	+25:00.270	13:59:04.351
5	52:03.243	+16:06.133	14:51:07.594

(340) Malcolm Sutton

1	37:56.723		11:40:23.403
2	46:20.560	+8:23.837	12:26:43.963
3	1:05:20.544	+27:23.821	13:32:04.507
4	38:33.018	+36.295	14:10:37.525
5	44:36.415	+6:39.692	14:55:13.940

(214) Shelly Milne

1	41:04.010		11:43:48.670
2	43:20.834	+2:16.824	12:27:09.504
3	44:50.630	+3:46.620	13:12:00.134
4	47:34.418	+6:30.408	13:59:34.552
5	56:54.911	+15:50.901	14:56:29.463

(246) Spencer Raynel

1	44:30.910	+1:02.044	11:47:20.493
2	43:28.866		12:30:49.359
3	48:55.119	+5:26.253	13:19:44.478
4	44:45.363	+1:16.497	14:04:29.841
5	53:53.425	+10:24.559	14:58:23.266

(345) Steve Johnston

Lap	Lap Tm	Diff	Time of Day
1	38:40.948		11:41:22.020
2	40:48.439	+2:07.491	12:22:10.459
3	43:52.979	+5:12.031	13:06:03.438
4	53:14.472	+14:33.524	13:59:17.910
5	1:00:38.584	+21:57.636	14:59:56.494

(94) Paul Edwards

1	37:13.258		11:39:17.483
2	1:00:11.365	+22:58.107	12:39:28.848
3	1:00:06.967	+22:53.709	13:39:35.815
4	40:58.403	+3:45.145	14:20:34.218
5	39:54.265	+2:41.007	15:00:28.483

(101) Joseph Farrow

1	42:38.145	+2:11.829	11:45:17.106
2	40:26.316		12:25:43.422
3	1:05:59.163	+25:32.847	13:31:42.585
4	49:55.787	+9:29.471	14:21:38.372
5	45:25.269	+4:58.953	15:07:03.641

(14) Jim Barnes

1	42:14.761		11:44:43.555
2	45:37.769	+3:23.008	12:30:21.324
3	45:38.280	+3:23.519	13:15:59.604
4	48:51.589	+6:36.828	14:04:51.193
5	1:02:28.642	+20:13.881	15:07:19.835

(84) Rod Doornbos

1	39:37.083		11:42:24.214
2	40:53.266	+1:16.183	12:23:17.480
3	45:25.134	+5:48.051	13:08:42.614
4	51:26.081	+11:48.998	14:00:08.695
5	1:19:46.537	+40:09.454	15:19:55.232

(88) Morgan Dransfield

1	30:41.682	+16.334	11:32:16.093
2	30:25.348		12:02:41.441
3	34:49.400	+4:24.052	12:37:30.841
4	48:55.196	+18:29.848	13:26:26.037

(348) Wade Jellie Will Morley

1	34:07.064		11:36:18.718
2	35:31.641	+1:24.577	12:11:50.359
3	43:09.784	+9:02.720	12:55:00.143
4	35:34.524	+1:27.460	13:30:34.667

(64) Gary Courtney

1	35:17.138		11:37:32.556
2	35:46.694	+29.556	12:13:19.250
3	38:58.934	+3:41.796	12:52:18.184
4	39:11.034	+3:53.896	13:31:29.218

(147) Jarod Hill

1	38:53.917	+17.384	11:41:35.216
2	38:36.533		12:20:11.749
3	40:20.773	+1:44.240	13:00:32.522
4	40:50.614	+2:14.081	13:41:23.136

(28) Shane Blackmore

1	41:05.432	+16.845	11:43:53.727
2	40:48.587		12:24:42.314
3	47:00.217	+6:11.630	13:11:42.531
4	52:58.633	+12:10.046	14:04:41.164

(74) Adam Davidson Jason Ives

1	33:09.892		11:35:04.361
---	------------------	--	--------------

Suzuki 4 Hour - Taupo

Waimahia Forest, SH5 25.000 Km

Suzuki 4 Hour - Taupo

22/08/2009 11:00 a.m.

Suzuki 4 Hour

Race started at 10:59:54

Lap	Lap Tm	Diff	Time of Day
2	35:54.378	+2:44.486	12:10:58.739
3	46:20.385	+13:10.493	12:57:19.124
4	1:07:42.037	+34:32.145	14:05:01.161

(82) Jay Dibben

1	36:34.972	+17.100	11:39:08.465
2	36:17.872		12:15:26.337
3	43:16.929	+6:59.057	12:58:43.266
4	1:06:17.932	+30:00.060	14:05:01.198

(290) Richard Turner

1	45:49.867		11:48:44.570
2	47:59.291	+2:09.424	12:36:43.861
3	50:36.504	+4:46.637	13:27:20.365
4	1:02:51.730	+17:01.863	14:30:12.095

(73) Felicity Daniels Sarah Williamson

1	48:42.391		11:51:35.411
2	50:56.277	+2:13.886	12:42:31.688
3	1:06:32.813	+17:50.422	13:49:04.501
4	1:01:15.493	+12:33.102	14:50:19.994

(17) Petrina Beckham Marika Pollard

1	55:47.909	+1:56.215	11:58:49.672
2	53:51.694		12:52:41.366
3	1:15:40.756	+21:49.062	14:08:22.122
4	58:25.156	+4:33.462	15:06:47.278

(220) Troy Morrison Simon Walker

1	41:05.587		11:43:53.228
2	1:29:54.455	+48:48.868	13:13:47.683
3	1:18:57.032	+37:51.445	14:32:44.715
4	43:53.918	+2:48.331	15:16:38.633

(33) Regen Boyle Leanne Stevenson

1	35:51.408		11:38:21.703
2	36:13.871	+22.463	12:14:35.574
3	38:16.076	+2:24.668	12:52:51.650
4	2:29:49.288	+1:53:57.880	15:22:40.938

(291) Luke Uhrle

1	30:29.839		11:31:49.156
2	33:36.844	+3:07.005	12:05:26.000
3	31:10.119	+40.280	12:36:36.119

(341) Murray Tye

1	37:28.280		11:40:13.339
2	46:22.415	+8:54.135	12:26:35.754
3	1:06:47.031	+29:18.751	13:33:22.785

(54) Hayden Clark Shane Phillips

1	32:41.368	+3:21.787	11:34:32.547
2	29:19.581		12:03:52.128

(93) Morgan Edwards

1	37:36.925	+4:46.945	11:40:10.659
2	32:49.980		12:13:00.639

(133) Glen Harkness

1	38:48.909		11:41:25.124
2	39:46.723	+57.814	12:21:11.847

(275) Aaron Stevens

1	46:53.593		11:49:43.945
2	2:03:35.006	+1:16:41.413	13:53:18.951

Lap	Lap Tm	Diff	Time of Day
(15) James Baron Mike Davis			
1	36:41.660		11:38:33.800
2	3:47:00.048	+3:10:18.388	15:25:33.848

(164) Simon Jolly Adrian Rowan

1	39:24.018		11:41:29.813
---	------------------	--	--------------

(19) Richard Bentley

1	2:51:44.228		13:53:17.612
---	--------------------	--	--------------

(121) Tony Goodwin Peter Lalich

1	3:40:54.111		14:43:16.428
---	--------------------	--	--------------

(5) Charles Alabaster

1	29:47.133	+25.184	11:31:25.929
2	29:21.949		12:00:47.878
3	30:23.495	+1:01.546	12:31:11.373
4	29:29.372	+7.423	13:00:40.745
5	30:51.005	+1:29.056	13:31:31.750
6	31:10.351	+1:48.402	14:02:42.101

(163) Renny Johnston Brad Groombridge

1	26:34.941		11:27:43.889
2	29:27.398	+2:52.457	11:57:11.287
3	27:31.005	+56.064	12:24:42.292
4	1:57:48.026	+1:31:13.085	14:22:30.318

(127) Darrin Hall

1	31:11.425		11:32:41.024
2	31:54.214	+42.789	12:04:35.238
3	45:28.183	+14:16.758	12:50:03.421
4	33:14.342	+2:02.917	13:23:17.763
5	35:14.986	+4:03.561	13:58:32.749
6	36:33.628	+5:22.203	14:35:06.377
7	35:10.830	+3:59.405	15:10:17.207

Lap	Lap Tm	Diff	Time of Day
-----	--------	------	-------------